



## OmniSwitch 7000 Series

Delivering the Best Availability  
for the Enterprise



**Businesses today demand and require their enterprise networks provide them the highest availability, security, and performance possible without financial pain. The network has to be able to support today's voice and data integrated environments with the associated resource challenging applications.**

**Alcatel's OmniSwitch 7000 series, consisting of the OmniSwitch 7700 and 7800, are intelligent, multi-layer switching platforms that are optimized for voice and data integration and provide non-blocking multi-Gigabit Ethernet capacity, intelligent switching, and routing services - all at wire speed.**

**These platforms are part of Alcatel's next generation OmniSwitch 6600 / 7000 / 8000 product family, designed for IP Communications and mission-critical environments. The OmniSwitch 7000 series delivers high availability features and performance with simplified management for a wide range of enterprise environments.**

The OmniSwitch 7000 series offers an extensive set of features making them ideal for a variety of network environments such as:

- **Enterprise core and edge applications**
- **LAN aggregation/distribution**
- **IP telephony/LAN wiring closets**
- **Enterprise Gigabit Ethernet MANs**

### **OmniSwitch 7700 and 7800**

The OmniSwitch 7000 series product family consists of two switching products: the OmniSwitch 7700 and 7800. The OmniSwitch 7700 is a 10 slot, modular chassis that supports an aggregate switch port capacity of 192 full duplex Gigabit Ethernet. The OmniSwitch 7800 is an 18 slot, high capacity modular chassis that supports an aggregate switch port capacity of 384 full duplex Gigabit Ethernet. These platforms are built from the ground up for IP Communications and converged environments, featuring advanced QoS capabilities, and in-line power distribution for IP phones. They are designed for continuous operation, with two center slots dedicated to chassis management modules (CMM), with the OmniSwitch 7700 providing a CMM fabric capacity of 64 Gbps, and the OmniSwitch 7800 providing a CMM fabric capacity of 128 Gbps. They are available in redundant configurations with an extensive array of Ethernet interfaces and port densities.

Key functionality includes:

- **Smart continuous switching**
- **Multi-layer security**
- **Dynamic mobility**

# Alcatel OmniSwitch 7000 Series



- Wire-speed intelligent switching/routing
- Wire-speed server load balancing
- In-line power distribution

## Industry's Highest Availability


Today's successful business needs to have a network that can deliver continuous operation and provide high availability to support the demands of IP Communications and mission-critical applications. High availability ensures that users have access to resources and services at all times. To ensure availability, the OmniSwitch 7000s have been designed with a distributed architecture enabling industry-best features, including full redundancy and resiliency.

A unique feature of the OmniSwitch 7000 series is smart continuous switching, which provides continuous operation in the event of a failure. With smart continuous switching, all source learning, Spanning Tree functions, and established routes are distributed across the network interface modules instead of being centralized in a core-processing engine. In the event of a management module failure, the system automatically switches over to the hot standby management module with no loss of connections or fabric capacity. Existing L2/L3 traffic, including voice conversations, will continue seamlessly without interruption. Plus, Alcatel's OmniSwitch 7000s are capable of creating new connections during this failover – an industry first.


Network resiliency is a critical part of network availability and the OmniSwitch 7000s provide extensive support including advanced routing redundancy protocols, load sharing, and mechanisms for fast reconfiguration of links between switches, servers, and other network devices. The OmniSwitch 7000s provide fully redundant and resilient system components to ensure continuous operation. This includes:

- Redundant chassis subsystems
- Hot swappable modules
- Load-sharing components
- "Hitless loading" of optional software, such as advanced routing, without rebooting
- Downloadable bootstrap
- Image rollback to automatically re-load previous configurations and software versions

Alcatel's OmniSwitch 7000s are leading the industry, delivering the highest availability and functionality – all at an enterprise price.



- A OmniSwitch 7800
- B OmniSwitch 6600 series
- C OmniSwitch 7700
- D OmniSwitch 8800



## Multi-layer Security

Enterprises are becoming borderless as they open their networks to e-business and external users. This requires the network to provide easy user access yet have extensive security that can be managed across a global enterprise. The OmniSwitch 7000 series provides multi-layer security with a vast arsenal of features that can be implemented at the edge, the core, and throughout the network.

These include:

- **User authentication**
- **VLANs**
- **Access control lists (ACLs)**
- **Authenticated switch access**
- **Encryption**
- **NAT/PAT**
- **Denial of service protection**

Multi-layer security enables the building of sophisticated hardware and software-based solutions that can be integrated with policy-based management and other technologies such as smart cards, PKI, and biometrics for enhanced security implementations. For secure management there are many features integrated into the architecture including authenticated user access, SNMPv3 and SSL for encrypted sessions, and partitioned management for multi-tiered access and granular network administration.

## Distributed Intelligence

Distributed intelligence ensures that users and applications get the priority and performance they need with ease-of-use management that extends across the enterprise. The OmniSwitch 7000 series features state-of-the-art ASIC-based technology for intelligent, wire-speed everything including switching, routing, ACLs, load balancing, and QoS. The switches provide application-aware switching for layers 2, 3, and 4 and the most advanced classification, prioritization, and queuing schemes. They also support industry classification standards including 802.1Q/p, TOS, and DiffServ, and are enhanced with complementary features such as extensive QoS mappings, and re-tagging of prioritization.

The OmniSwitch 7000s are well adapted to server connectivity offering embedded server load balancing (no specialized hardware or software is required) and operates at wire-speed. This flexibility makes them a perfect fit in small or medium core applications where server connectivity and backbone functions are collapsed.

# Alcatel OmniSwitch 7000 Series



## OneTouch Manageability

OmniVista, the Alcatel voice and data network management platform, features OneTouch manageability. With OneTouch manageability network managers are able to quickly configure and manage the switches in their network. For example, OneTouch QoS, a feature of the Alcatel policy management software, allows network managers to quickly assign QoS priorities to network traffic based on the characteristics of different applications. With "one-click," every Alcatel switch in the network is automatically configured.

The OmniSwitch 7000 offers service-level and policy-based configurations with support for LDAP directories enabling flexible integration with existing platforms and allowing extended offerings. RMON support is also included with a choice of interfaces for administrators – a command line interface (CLI), SNMPv3, a fully editable text-based configuration file, and WebView, our standard web-browser interface.

## Dynamic Mobility

Users are becoming increasingly mobile creating challenges for administrators. The OmniSwitch 7000s feature dynamic mobility, which simplifies the task of managing remote and mobile users. Dynamic mobility allows users to move anywhere in the network without having to reconfigure each time. Users can change locations, connect to a new network port, and have access to all their resources without administrator intervention. Dynamic mobility can be fully integrated with authentication to provide secure mobility across an entire network. The OmniSwitch 7000 series provides the industry's most extensive VLAN capabilities enabling flexible support for mobile user environments.

## Features

- 10/100/1000 Ethernet non-blocking, full duplex
- In-line power for IP phones and end devices
- Industry's best availability with smart continuous switching
- Multi-layer security (ACLs, authenticated services, DoS protection, and SSL)
- Authenticated VLANs and authentication services with proprietary extensions and 802.1x standard support
- Enhanced ACLs
- NAT and PAT
- Distributed intelligence
- Everything wire-speed
- Application-aware (L2/L3/L4 QoS classification)
- Embedded wire-speed server load balancing
- IP/IPX routing (RIP v1/v2, OSPF, BGP-4, DVMRP, PIM- SM, RIP/SAP)
- IP Multicast Switching (multicast isolation within VLANs)
- IPv6 support
- Dynamic mobility with extensive VLAN support



## Chassis

The OmniSwitch 7000 series shares the same fan tray, power supplies, and interface modules reducing maintenance and sparring costs while maximizing flexibility.

## Interface Modules

The OmniSwitch 7000 series supports an extensive array of 10/100 Mbps, Gigabit, and ATM interface modules and port densities. The interface modules are fully interchangeable and are designed for cost-effective, continuous operation.

### Gigabit network interface modules (GNI)

Two port 1000BaseX Ethernet module with GBIC slots

GBICs supported

- SX – 1000BaseSX over multimode fiber
- LX – 1000BaseLX over single mode fiber
- LH – 1000BaseLH Long reach over single mode fiber up to a maximum distance of 70 km
- Copper – 1000BaseT GBIC for Cat5/Cat5e copper

12 port 1000BaseX Ethernet module with Mini-GBIC slots

Mini-GBICs supported

- SX – 1000BaseSX over multimode fiber
- LX – 1000BaseLX over single mode fiber
- LH – 1000BaseLH Long reach over single mode fiber up to a maximum distance of 70 km

12 port 10/100/1000 BaseT Ethernet module

Ethernet network interface modules (ENI)

- 24 port 10/100 Ethernet module
- 12 port 100BaseFX multi-mode Ethernet module
- 24 port 10/100 in-line powered Ethernet module

### ATM network interface modules (ANI)

The new OmniSwitch 7000 ATM interface modules provide network managers a seamless solution supporting the industry's standard ATM to GigE infrastructures. These modules provide a scalable framework ensuring full cross-technology compatibility and allows for the smoothest possible migration as user technology and interface requirements evolve.

1 port OC12/STM-4 ATM module with Mini-GBIC slot  
Mini-GBICs supported

- LX – 1000BaseSX over single mode fiber
- LH – 1000BaseLX over single mode fiber

4 port OC3/STM-1 ATM module with Mini-GBIC slots  
Mini-GBICs supported

- LX – 1000BaseSX single mode fiber
- LH – 1000BaseLX over single mode fiber

## Technical Summary

### Switch Architecture

Fabric capacity of CMM

OmniSwitch 7700: 64 Gbps

OmniSwitch 7800: 128 Gbps

Aggregate switch port capacity

OmniSwitch 7700: 192 full duplex Gigabit Ethernet

OmniSwitch 7800: 384 full duplex Gigabit Ethernet

Number of slots

OmniSwitch 7700: 10; two for management/fabric and eight for interface modules

OmniSwitch 7800: 18; two for management/fabric and 16 for interface modules

NEBS Certification

Redundant, hot-swappable/hot insertable

- Chassis Management Module (CMM)
- Switching fabric
- Power supplies
- Fan tray

Hot-swappable/hot insertable

- Network Interface modules (NI)

Passive backplane

IP-inline power for IP phones

- External 3U power shelf supports up to 4 power over Ethernet power supplies
- Up to 2100 watts of in-line power available for the OS7000 chassis. Supports N+1 redundancy and load sharing
- Each OS7-ENI-P24 10/100 Ethernet module provides up to 210 watts of IEEE 802.3af compliant in-line power detection and delivery

# Alcatel OmniSwitch 7000 Series



OmniSwitch 7000 interface modules	Module Port Count	OmniSwitch 7800 (max)	OmniSwitch 7700 (max)
Gigabit Ethernet (SX, LX, LH & copper)	2	32	16
High-density Gigabit Ethernet with mini-GBIC (SX, LX, LH)	12	192	96
High-density 10/100/1000BaseT	12	192	96
10/100 RJ-45	24	384	192
100BaseFM	12	192	96
In-line power 10/100 RJ-45	24	384	192
OC-3 ATM	4	64	32
OC-12 ATM	1	16	8

## Number of power supplies supported

OmniSwitch 7700: up to three; two required for power; one optional for N+1 resiliency

OmniSwitch 7800: up to four; three required for power; one optional for N+1 resiliency

Input voltage and current ratings

- 90-265 VAC input voltage (auto-ranging)
- 8 amps at 110 VAC
- 4 amps at 220 VAC
- 47-63 Hz
- -48 VDC input power

## Power over ethernet power shelf power supply input voltage and current ratings

- 85-270 VAC input voltage (auto-ranging)
- 8 amps at 110 VAC
- 4 amps at 220 VAC
- 47-63 Hz

## System features

- Distributed L2/L3/L4 services and processing
- Provides non-blocking store-and-forward switching fabric
- Wire-speed layer 2
- Wire-speed layer 3 IP and IPX


- Wire-speed ACL (Access Control Lists)
- Multicast multi-layer switching
- Wire-speed server load balancing

## Hardware features

- 10/100/1000 Ethernet auto-sensing and auto-negotiation
- Multi-port mirroring with reverse-path data
- 802.3ad and Alcatel's OmniChannel port aggregation with port failure recovery and load balancing based on MAC addresses
  - Up to 32 link aggregates per switch
  - Up to 16 links per aggregate
- Per-port flood limiting
- Hardware supported IP multicast switching

## VLAN support

- Up to 4,096 802.1Q tag value support
- Configuration per port, MAC address, layer 3-based, port binding, protocol type, DHCP, and custom
- Authenticated and policy-based VLANs
- Hardware support for 802.1p-tagged frames, including "hybrid" and "transparent" ports



### Advanced QoS features

- Hardware priority queuing with four priority levels per port
- 2,048 queues per interface module
- Setting of 802.1p, IP TOS, and/or DiffServ control points on output
- Classification based upon MAC DA, IP protocol, IP SA/DA, TCP/UDP SA/DA, destination, slot/interface, destination interface type, destination VLAN, multicast
- Output bandwidth shaping using hardware-controlled queue scheduling based on deficit round robin
- Trusted and untrusted ports
- WRED

QoS mapping and prioritization re-tagging for:

- 802.1p to 802.1p, TOS and DiffServ
- TOS to TOS, 802.1p and DiffServ
- DiffServ to DiffServ, 802.1p and TOS

### Layer 3 server load balancing

- Supports any combination of servers up to 75 total per system
- Wire rate on all network interfaces

### Routing protocol support

- RIP v1/v2
- OSPF v1/v2
- OSPF ECMP
- OSPF Graceful Restart
- BGP-4
- DVMRP
- PIM-SM
- IGMP v1/v2/v3
- VRRP
- RDP

### Physical dimensions

#### OmniSwitch 7800

Width: 17.40"

Height: 29.75"

Depth: 17.30"

Weight: 80 lbs or 188 lbs fully loaded

Total slots: 18

Can be rack mounted in 19" and 23" racks

#### OmniSwitch 7700

Width: 17.40"

Height: 19.25"

Depth: 17.30"

Weight: 55 lbs or 128 lbs fully loaded

Total slots: 10

Can be rack mounted in 19" and 23" racks

#### OmniSwitch 7700 Power over Ethernet Power Shelf

Width: 16.25"

Height: 5.0"

Depth: 15.125"

Weight: 55 lbs or 128 lbs fully loaded

Total slots: 4

Can be rack mounted in 19" and 23" racks

### Operating environment

Total heat dissipation at maximum configuration

OmniSwitch 7800: 4,513 BTUs

OmniSwitch 7700: 2,534 BTUs

Storage temperature: 14 ~ 158 °F (-10 ~ 70 °C)

Operating temperature: 32 ~ 113 °F (0 ~ 45 °C)

Humidity: 0% to 95% (Non-condensing)

Operating altitude: Sea level to 10,000 feet (3 km)

# Alcatel OmniSwitch 7000 Series



## Standards and certifications (abridged)

IEEE 802.1D Spanning Tree Protocol	RFC 1587 OSPF NSSA Option	RFC 2571 Architecture for Describing SNMP Management Frameworks
IEEE 802.1D-1998 Priority and Dynamic Multicast Filtering	RFC 1757 RMON (groups 1, 2, 3, and 9)	RFC 2572 Message Processing and Dispatching for SNMP
IEEE 802.1p	RFC 1765 OSPF Database Overflow	RFC 2573 SNMPv3 Applications
IEEE 802.1Q VLAN Tagging	RFC 1541 Dynamic Host Configuration Protocol	RFC 2574 User based Security Model for SNMPv3 (Get only, no set)
IEEE 802.1s Multiple Spanning Tree	RFC 1587 OSPF NSSA Option	RFC 2575 View Based Access Control Model for SNMP (Get only, no set)
IEEE 802.1w Rapid Reconfiguration of Spanning Tree	RFC 1643 Ethernet-like MIB	RFC 2576 Coexistence between SNMP V1,V2,V3
IEEE 802.1x Port based Network Access Control and 802.1x-PAE-MIB	RFC 1657 BGP-4 MIB	RFC 2578 SMLv2
Extended 802.1x Authenticated VLAN (multiple MAC, multiple VLANs per port)	RFC 1722 RIP v2 Protocol Applicability Statement	RFC 2579 Textual Conventions for SMLv2
IEEE 802.3 10BaseT Ethernet	RFC 1723 RIP v2 Carrying Additional information	RFC 2580 Conformance statements for SMLv2
IEEE 802.3u 100BaseTX, 100BaseFX Fast Ethernet	RFC 1724 RIP v2 MIB	RFC 2597 Assured Forwarding PHB group (partial support)
IEEE 802.3x Full-Duplex with Flow Control	RFC 1745 BGP/OSPF Interactions	RFC 2616 HTTP
IEEE 802.3z 1000BaseX Gigabit Ethernet	RFC 1757 RMON (groups 1, 2, 3, and 9)	RFC 2618 Radius Authentication Client MIB
IEEE 802.3ab 1000BaseT twisted-pair Gigabit Ethernet	RFC 1765 OSPF Database Overflow	RFC 2620 Radius Accounting MIB
IEEE 802.3ac VLAN tagging	RFC 1771 BGP-4	RFC 2644 IP router requirements
IEEE 802.3ad Link Aggregation	RFC 1773 Experience with BGP-4 protocol	RFC 2665 Ethernet MIB
IEEE 802.3af Power over Ethernet	RFC 1774 BGP-4 Protocol Analysis	RFC 2667 IP Tunnel MIB.
IANA ifType Management Information Base (MIB)	RFC 1812 IP router requirements	RFC 2668 IEEE 802.3 MAU MIB
ATM FORUM af-tm-0121.000 Traffic Management 4.1	RFC 1850 OSPF2 MIB	RFC 2674 Definitions of Managed Objects for Bridges
ATM FORUM af-tm-0150.000 Addendum to Traffic Management v4.1 optional minimum desired cell rate indication for UBR	RFC 1901 Community based SNMPv2	RFC 2684 Multi-protocol Encapsulation over ATM Adaptation Layer 5
RFC 768 UDP	RFC 1905 Protocol Operations for SNMPv2	RFC 2715 Interoperability Rules for Multicast Routing Protocols
RFC 791 IP	RFC 1906 Transport Mappings for SNMPv2	RFC 2737 Entity MIB (Version 2)
RFC 792 ICMP	RFC 1907 MIB-II	RFC 2766 NAT
RFC 793 TCP	RFC 1908 Coexistence between V1 and V2	RFC 2787 VRRP MIB
RFC 826 ARP	RFC 1965 : Autonomous System Confederations for BGP	RFC 2796 BGP Route Reflection - An Alternative to Full Mesh IBGP
RFC 854 Telnet	RFC 1966 : BGP Route Reflection an Alternative to Full Mesh IBGP	RFC 2819 Remote Network Monitoring MIB (group 1,2,3,9)
RFC 855 Telnet Option	RFC 1997 BGP Communities Attribute	RFC 2842 Capabilities Advertisement with BGP-4
RFC 894 / 1024 IP over Ethernet	RFC 2011 SNMPv2 MIB for the IP using SMLv2	RFC 2854 HTML
RFC 896 Congestion control in IP/TCP network	RFC 2012 SNMPv2 MIB for the TCP using SMLv2	RFC 2863 Interfaces Group MIB
RFC 903 Reverse ARP	RFC 2013 SNMPv2 MIB for the UDP using SMLv2	RFC 2865 Remote Authentication Dial In User Service
RFC 925 Multi-LAN ARP/Proxy ARP	RFC 2030 Simple Network Time Protocol (SNTP) Ver 4	RFC 2866 – RADIUS Accounting
RFC 951 BOOTP	RFC 2042 : Registering New BGP Attributes	RFC 2867 – RADIUS Accounting Modifications for Tunnel Protocol Support
RFC 1027 Proxy Arp	RFC 2096 IP Forwarding MIB (obsoletes 1354)	RFC 2868 – RADIUS Attributes for Tunnel Protocol Support
RFC 1058 RIPv1	RFC 2131 DHCP (relay)	RFC 2869 – RADIUS Extensions
RFC 1075 DVMPv2	RFC 2138 RADIUS	RFC 2869bis Radius Support for Extensible Authentication Protocol (EAP)
RFC 1112 IGMP – Host extensions for IP Multicasting	RFC 2154 OSPF Digital signatures, MD5	RFC 2918 Route Refresh Capability for BGP-4
RFC 1122 Requirements for Internet Hosts	RFC 2228 SFTP	RFC 2932IP Multicast Routing MIB
RFC 1151 Router Discovery Protocol	RFC 2236 IGMPv2	RFC 2933 IGMP v2 MIB
RFC 1155 SMLv1	RFC 2251 Lightweight Directory Access Protocol (v3)	RFC 2934 Protocol Independent Multicast MIB for IPv4.
RFC 1156 TCP/IP MIB	RFC 2284 PPP Extensible Authentication Protocol (EAP)	RFC 3046 DHCP/BootP Relay
RFC 1157 SNMP V1	RFC 2328 OSPFv2	RFC 3060 Policy Core Information Model – Version 1
RFC 1191 Path MTU Discovery	RFC 2338 VRRP	RFC 3065 Autonomous System Confederations for BGP (obsoletes 1965)
RFC 1195 Use of OSI IS-IS for routing in TCP/IP*	RFC 2362 PIM – SM	RFC 3152 (NAT)
RFC 1212 Concise MIB definitions	RFC 2365 Administratively Scoped IP Multicast	RFC 3246 An Expedited forwarding PHB (partial support)
RFC 1213 MIB for Network Management of TCP/IP-based Internets (MIB II)	RFC 2370 The OSPF Opaque LSA Option for Graceful Restart	RFC 3376 IGMPv3
RFC 1215 Convention for defining traps	RFC 2385 Protection of BGP Sessions via the TCP MD-5 Signature Option	RFC 3623 Graceful OSPF restart
RFC 1256 ICMP Router Discovery messages	RFC 2439 BGP Route Flap Damping	
RFC 1269 Definitions of Managed Objects for BGP (3)	RFC 2453 RIPv2	
RFC 1305 Network Time Protocol (v3)	RFC 2558 Definitions of Managed Objects for SNET/SDH Interface Type	
RFC 1321 Message Digest Algorithm	RFC 2474 Definition of the Differentiated Services Field in the IPv4 and IPv6 Headers (partial support)	
RFC 1403 BGP OSPF Interaction	RFC 2475 An Architecture for Differentiated Services (partial support)	
RFC 1493 Definition of Managed Objects for bridges	RFC 2570 Introduction to SNMPv3 (Epilogue Envoy 9.0)	
RFC 1519 Classless Inter-Domain Routing (CIDR)		

\*Contact for availability



## Certifications/Safety

EMC Compliance: EN55024: 1998; EN55022 Class A/B; FCC Part 15, Subpart B, Class A/B; VCCI-V3/97.04 Class A/B; EN61000-3-2; EN61000-3-3; EN61000-4-2; EN61000-4-3; EN61000-4-4; EN61000-4-5; EN61000-4-6; EN61000-4-8; EN61000-4-11; AS/NZS 3548, Class A/B; CE Marking per EMC Directive

Safety Compliance: 21 CFR 1040; AS/NZS 3260; CB with all national deviations (IEC 950); CE Marking per Low Voltage Directive; CSA-C22.2 no.60950; TS 001; UL 60950; EN60825-1; EN60825-2; TUV GS Mark (EN60950); UL-AR: Argentina Certification

## Ordering Information

Model Number	Description
OS7700-CB-A	OmniSwitch 7700 Chassis Bundle; (OS7700-chassis, OS7700-CMM, 2 AC power supplies, fan tray)
OS7700-CB-D	OmniSwitch 7700 Chassis Bundle; (OS7700-chassis, OS7700-CMM, 2 DC power supplies, fan tray)
OS7800-CB-A	OmniSwitch 7800 Chassis Bundle; (OS7800-chassis, OS7800-CMM, 3 AC power supplies, fan tray)
OS7800-CB-D	OmniSwitch 7800 Chassis Bundle; (OS7800-chassis, OS7800-CMM, 3 DC power supplies, fan tray)
OS7700-RCB-A	OmniSwitch 7700 Redundant Chassis Bundle; (OS7700-chassis, 2 OS7700-CMM, 3 AC power supplies, fan tray)
OS7700-RCB-D	OmniSwitch 7700 Redundant Chassis Bundle; (OS7700-chassis, 2 OS7700-CMM, 3 DC power supplies, fan tray)
OS7800-RCB-A	OmniSwitch 7800 Redundant Chassis Bundle; (OS7800-chassis, 2 OS7800-CMM, 4 AC power supplies, fan tray)
OS7800-RCB-D	OmniSwitch 7800 Redundant Chassis Bundle; (OS7800-chassis, 2 OS7800-CMM, 4 DC power supplies, fan tray)
OS7700-RP-A	OmniSwitch 7700 Redundancy Package; (OS7700-CMM, 1 AC power supply)
OS7700-RP-D	OmniSwitch 7700 Redundancy Package; (OS7700-CMM, 1 DC power supply)
OS7800-RP-A	OmniSwitch 7800 Redundancy Package; (OS7800-CMM, 1 AC power supply)
OS7800-RP-D	OmniSwitch 7800 Redundancy Package; (OS7800-CMM, 1 DC power supply)
OS7700-CMM	OmniSwitch 7700 Management and Fabric Module
OS7800-CMM	OmniSwitch 7800 Management and Fabric Module
OS7-ENI2-C24	24 port 10/100BaseT Ethernet Module

# Alcatel OmniSwitch 7000 Series



## Ordering Information (continued)

Model Number	Description
OS7-ENI-P24	24 port 802.3af compliant Power Over LAN Ethernet Module
OS7-ENI-FM12	12 port Fast Ethernet Module (multi-mode)
OS7-GNI2-U2	Two slot Universal Gigabit Ethernet Module with 2 GBIC slots
OS7-GNI2-U12	12 slot Universal Gigabit Ethernet Module with 12 Mini-GBIC slots
OS7-GNI2-C12	12 port 10/100/1000BaseT Ethernet Module
OS7-ANI12-U1	1 slot Universal OC12/STM-4 ATM module with one mini-GBIC slot
OS7-ANI3-U4	4 slot Universal OC3/STM-1 ATM module with four mini-GBIC slots
GBIC-LH-70	1000BaseLH GBIC for single mode fiber up to a maximum distance of 70 km – SC connector
GBIC-LX	1000BaseLX GBIC for single mode fiber – SC connector
GBIC-SX	1000BaseSX GBIC for multi-mode fiber – SC connector
GBIC-C	1000BaseTX GBIC for Cat5 copper – RJ-45 connector
MiniGBIC-SX	1000BaseSX Mini-GBIC (SFP MSA) for multi-mode fiber – LC connector
MiniGBIC-LX	1000BaseLX Mini-GBIC (SFP MSA) for single mode fiber – LC connector
MiniGBIC-LH-70	1000BaseLH Mini-GBIC (SFP MSA) for single mode fiber up to a maximum distance of 70 km – LC connector
OC3-SFP-LX	OC3/STM-1 intermediate range Mini-GBIC (SFP MSA) for single mode fiber – LC connector
OC3-SFP-LH	OC3/STM-1 long range Mini-GBIC (SFP MSA) for single mode fiber – LC connector
OC12-SFP-SX	OC12/STM-4 short range Mini-GBIC (SFP MSA) for multi-mode fiber – LC connector
OC12-SFP-LX	OC12/STM-4 intermediate range Mini-GBIC (SFP MSA) for single mode fiber – LC connector
OC12-SFP-LH	OC12/STM-4 long range Mini-GBIC (SFP MSA) for single mode fiber – LC connector
OS7000-FTTC	Low Noise OmniSwitch 7000 Fan Tray
OS7-PS-0600A	OmniSwitch 7000 600 Watt AC Power Supply – 85-270 VAC input voltage; auto-sensing
OS7-PS-0600D	OmniSwitch 7000 600 Watt DC Power Supply - 48VDC input voltage
OS7-IPS-600A	Power Over LAN power Supply 600 Watt AC Power Supply - 85-270 VAC input voltage; auto-sensing
OS7-IP-SHELF	Power Over LAN Power shelf, to house Power Over LAN power supplies
OS7-SW-AR	Optional Advanced Routing Software
OS7-SW-AS	Optional Advanced Security Software

# www.alcatel.com/enterprise

Alcatel

26801 West Agoura Road  
Calabasas, CA 91301 USA

Contact Center

(800) 995-2612 US/Canada  
(818) 880-3500 Outside US

[www.alcatel.com/enterprise](http://www.alcatel.com/enterprise)

Product specifications contained in this document are subject to change without notice. Contact your local Alcatel representative for the most current information. Copyright © 2005 Alcatel Internetworking, Inc. All rights reserved. This document may not be reproduced in whole or in part without the expressed written permission of Alcatel Internetworking, Inc. Alcatel® and the Alcatel logo are registered trademarks of Alcatel. All other trademarks are the property of their respective owners.

P/N 030967-02 6/23



Hifn

